



ALCOVE PLUS

60" x 42" Skirted Acrylic Combo Bath

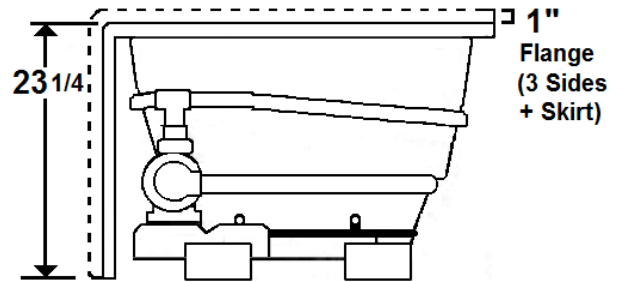
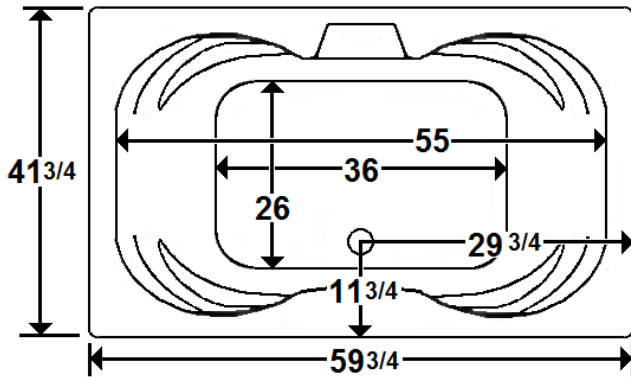
Model Number
4260APWA064
Center Drain Combo Bath in White

Features

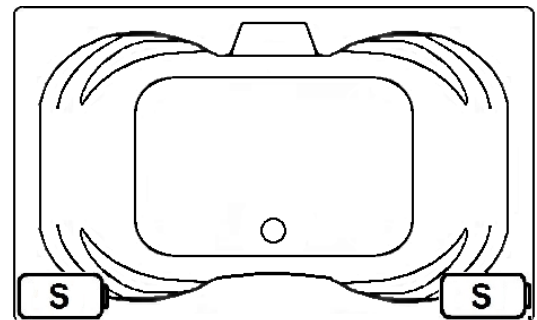
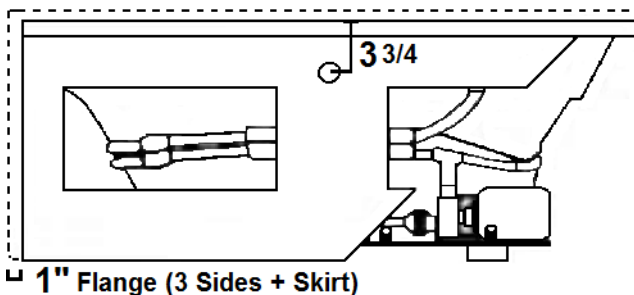
- Color-matched jet trim and air controls
- 10 adjustable hydrotherapy jets
- 24 high output lateral air injectors
- Pillows included
- Constructed of high-gloss durable acrylic
- 3-Speed control for the 13.5 Amp pump
- 12.0 Amp variable speed blower
- Inline heater available – LM300
- Mood light available – LM522
- Pre-leveled base for easy installation
- Made in the USA



All dimensions are +/- 1/2" and subject to change without notice
Confirm specifications before installation



Standard (S) Pump Locations.



Technical Information

- Weight: 215 lbs.
- Water Depth to Overflow: 16 1/2"
- Water Operating Level: 55 gal.
- Water Capacity: 98 gal.
- Sump Dimension: 36" x 26"

Electrical Requirements.

- Standard Pump: 13.5 Amps
- Standard Blower: 12.0 Amps
- (Optional) LM300 Heater: 12.0 Amps
- (Optional) LM509 Back Massage: 5.0 Amps
- Dedicated GFCI's required for each option

ALCOVE PLUS

4260APWA064
Center Drain Combo Bath in White

Combo Bath

Experience a deep tissue, high intensity whirlpool massage, or a light, relaxing, gentle full body air massage or anything in between. Enjoy the feeling of well-being, while obtaining better blood circulation, improved flexibility, soothed muscles and reduced tension

Laurel Mountain enables you to enhance your bathing experience by offering a broad range of options to customize your bath. The options available on this bath are shown below.

AVAILABLE OPTIONS & UPGRADES

For Pricing, visit the “Help” page at www.laurelmountainwhirlpools.com. Download the Price book. For pictures and descriptions of options, go to www.laurelmountainwhirlpools.com and click “options” tab found at the bottom of the website.

Therapeutic

LM300 Inline Heater	BACK MASSAGE SYSTEMS	
LM522 Chromatherapy	LM505 Chrome	LM509 White
LM500 Extra Jets (x2)	LM506 Brushed Nickel	LM510 Biscuit
	LM507 Bronze	

Accessories

WHIRLPOOL TRIM KITS	CABLE OPERATED DRAINS	8” GRAB BARS
LM101 Chrome	LM200 Chrome	LM230 White
LM102 Brushed Nickel	LM201 Brushed Nickel	LM231 Biscuit
LM103 Bronze	LM202 Bronze	
	LM210 White	LM335 Ozonator
	LM211 Biscuit	(Sanitizing System)

INSTALLATION

Install this unit according to the Owner’s Manual. The Owner’s manual can be found by visiting the “Help” page at www.laurelmountainwhirlpools.com. Select “Installation” on the right side of the page. Then click on the “Colony Owner’s Manual”.